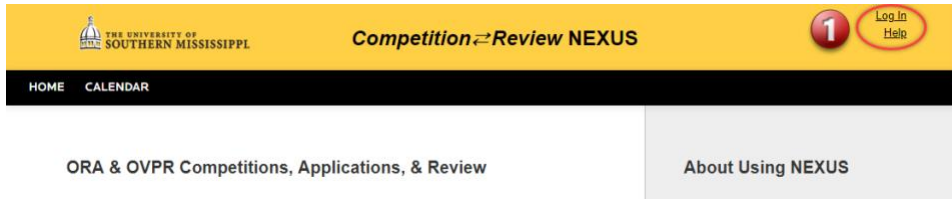


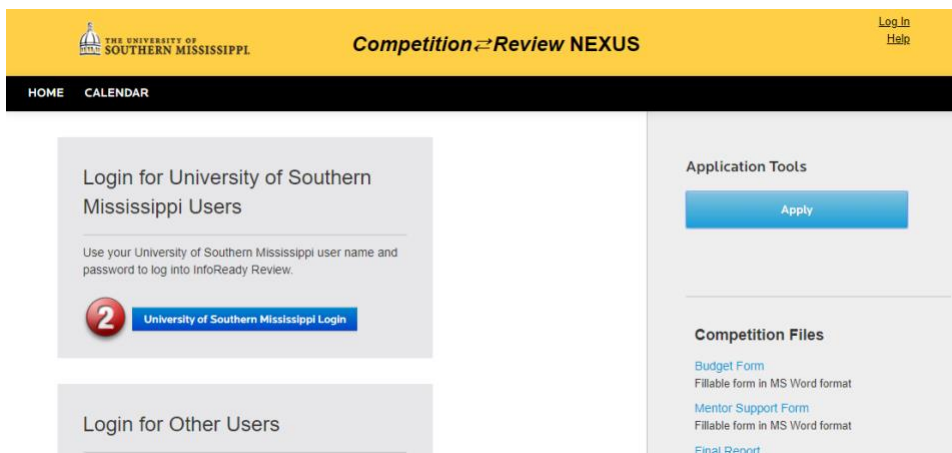


How to Submit a Final Report for DCUR Grants


1. On the [Competition Review Nexus](#) homepage, click the Log In link on the upper right hand side of the page.



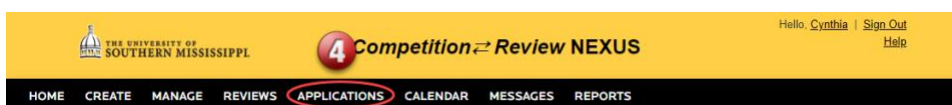
2. On the next page, click the University of Southern Mississippi Login.



3. On the login page, use your CampusID credentials to log in.



4. On your Competition Review NEXUS home page, click Applications at the top of the page.



- The Applications page will list all of the applications you have submitted to competitions through Competition Review NEXUS. Click the paper icon on the right side of the row for the application/competition that corresponds to the final report you are submitting.

THE UNIVERSITY OF SOUTHERN MISSISSIPPI

Competition Review NEXUS

Hello, Cynthia | Sign Out Help

HOME CREATE MANAGE REVIEWS APPLICATIONS CALENDAR MESSAGES REPORTS

Your Applications

Show 100 entries Search:

Application Title	Competition Title	Status	Due Date	Organizer	Award Cycle
(000083)	2018 Undergraduate Symposium on Research & Creative Activity Project Submissions	Awarded	03/05/2018		UGS 2018
Test of the Final Report Function (000509)	DCUR Eagle SPUR Grant Competition Template	Awarded	01/30/2020		2020 5

Showing 1 to 2 of 2 entries Previous 1 Next

- If you have not already downloaded and completed the final report form, it is available on this page.

THE UNIVERSITY OF SOUTHERN MISSISSIPPI

Competition Review NEXUS

Hello, Cynthia | Sign Out Help

HOME CREATE MANAGE REVIEWS APPLICATIONS CALENDAR MESSAGES REPORTS

Submit Report

Fill out the form below to submit the final report on your completed application.

Download Report

* indicates required

Eagle SPUR Final Report

Eagle SPUR Final Report :

Save Finalize

*Final Report

Please download and complete the Final Report included in the Competition Files. Upload your completed report here.

Select file Upload

Competition Files

Budget Form
Fillable form in MS Word format

Mentor Support Form
Fillable form in MS Word format

6 Final Report
Fillable form in MS Word format, only required if awarded an Eagle SPUR grant

- If you have completed the final report form and are ready to submit, click the Select file button to choose the file to upload.

*Final Report

Please download and complete the Final Report included in the Competition Files. Upload your completed report here.

Select file **7**


Upload

8. After selecting your file, click the Upload button to upload your report.

*Final Report

Please download and complete the Final Report included in the Competition Files. Upload your completed report here.

Eagle SPUR Grant Final Report.doc




9. After uploading your report, click the Finalize button to submit your report.

* indicates required

Eagle SPUR Final Report

Eagle SPUR Final Report :



*Final Report

Please download and complete the Final Report included in the Competition Files. Upload your completed report here.

[Eagle SPUR Grant Final Report.docx](#)

Eagle SPUR Grant Final Report.doc

10. If you have uploaded and finalized your report successfully, you should get the two messages displayed below.

Submit Report


Fill out the form below to submit the final report on your completed application.

 [Download Report](#)

 Report saved successfully. * indicates required

Eagle SPUR Final Report

Eagle SPUR Final Report :

 This report has been finalized. If you need to make a change contact your Administrator.

*Final Report

Please download and complete the Final Report included in the Competition Files. Upload your completed report here.

[Eagle SPUR Grant Final Report.docx](#)