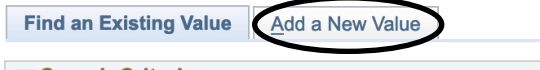
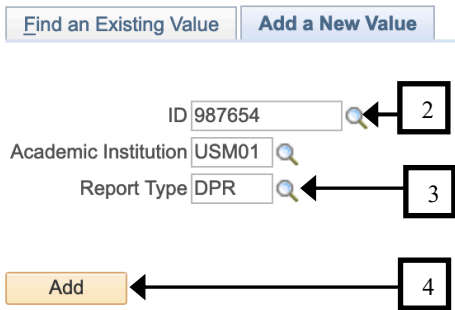
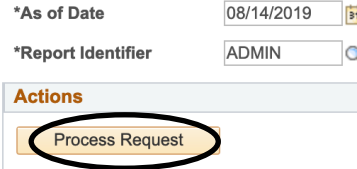


View Degree Progress Report (DPR)

Navigation: Home > Advising Resource Center > Request Advisement Report

Step	Action
1.	<p>Click the Add a New Value tab.</p> <p>Request Advisement Report</p> <p>Enter any information you have and click Search. Leave fields</p> 
2.	ID: Enter the ID of the student.
3.	Report Type: Select or type in DPR .
4.	<p>Click the Add button.</p> 
5.	<p>Click the Process Request button.</p> 
6.	The interactive Degree Progress Report will appear.

Step	Action
7.	<p>Note the "Not Satisfied" sections have links that you may click to view more info about that course.</p> <p>Univ of Southern Mississippi Undergraduate</p> <p>This report last generated on 07/17/2018 11:19AM Return to Report Request</p> <p>Collapse All Expand All View Report as PDF</p> <p> <input checked="" type="checkbox"/> Taken <input type="checkbox"/> Other <input type="checkbox"/> TE Test <input type="checkbox"/> TR Transfer <input type="checkbox"/> In Progress <input type="checkbox"/> Planned </p> <p> GEC 00. General Education Degree Requirements (RG 513; EG33) </p> <p>Not Satisfied: The sections listed here provide information regarding many aspects of earning a degree at The University of Southern Mississippi. Students should refer to this section for clarification about broad topics pertaining to all students. They should refer to the School of their degree for information pertaining specifically to the degree.</p>
8.	<p>To print, click the "View Report as PDF" button at the top-right for a printer-friendly format.</p>